




| General Trust Fund for the Conservation of European Bats (EUROBATS)<br>(Fund code:BTL)   |   |
|--|---|
| I. Interim Statement of Financial Performance for the year ended 31 December 2017<br>(United States Dollars)   |   |
|  | Total 2017  |
| <b>Revenue</b>   |   |
| Assessed Contributions   | 403,820   |
| Voluntary Contributions  | 39,686  |
| Other Revenue  | 75,951  |
| Investment Revenue   | 2,080   |
| <b>Total Revenue</b>   | <b>521,537</b>  |
| <b>Expenses</b>  |   |
| Employee salaries allowances and benefits  | 350,120   |
| Non-employee compensation and allowances   | 1,719   |
| Grants and other transfers   | 2,635   |
| Supplies and consumables   | 889   |
| Travel   | 27,626  |
| Other operating expenses   | 87,567  |
| Other expenses   | 39,761  |
| <b>Total expenses</b>  | <b>510,317</b>  |
| <b>Surplus/(deficit) for the period</b>  | <b>11,220</b>   |
| II. Interim Statement of Financial Position as at 31 December 2017<br>(United States Dollars)  |   |
|  | Total 2017  |
| <b>Current Assets</b>  |   |
| Cash and Cash equivalents  | 13,262  |
| Investments  | 118,102   |
| Assessed contributions receivable  | 83,847  |
| Other receivables  | 2,882   |
| Other assets   | 457   |
| <b>Total Current Assets</b>  | <b>218,550</b>  |
| <b>Non-Current Assets</b>  |   |
| Investments  | 37,070  |
| <b>Total Non-Current Assets</b>  | <b>37,070</b>   |
| <b>Total Assets</b>  | <b>255,620</b>  |
| <b>Current Liabilities</b>   |   |
| Accounts payable and accrued liabilities   | 12,243  |
| Advance receipts   | 1,452   |
| Employee benefits liabilities  | 4,949   |
| <b>Total Current Liabilities</b>   | <b>18,644</b>   |
| <b>Non current Liabilities</b>   | -   |
| <b>Total Liabilities</b>   | <b>18,644</b>   |
| <b>Net of Total Assets and Total Liabilities</b>   | <b>236,976</b>  |
| <b>Net Assets:</b>   |   |
| Accumulated surpluses/ (deficits) - unrestricted   | 151,139   |
| Reserves   | 85,837  |
| <b>Total Net Assets</b>  | <b>236,976</b>  |
| III. Interim Statement of Changes in Net Assets for the year ended 31 December 2017<br>(United States Dollars)   |   |
|  | Total 2017  |
| <b>Net Assets at the Beginning of the Period</b>   | <b>225,756</b>  |
| Surplus/(deficit) for the period   | 11,220  |
| <b>Total Net Assets at the End of Period</b>   | <b>236,976</b>  |
| <br><br>Annette Waweru<br>Chief<br>ACCOUNTS SECTION<br>BUDGET AND FINANCIAL MANAGEMENT SERVICE, UNON |   |
| 19/04/2018   |  |

Support of the EUROBATS Secretariat  
(Fund code:QFL)

I. Interim Statement of Financial Performance for the year ended 31 December 2017  
(United States Dollars)


|   | Total 2017      |
|---|-----------------|
| <b>Revenue</b>                          |                 |
| Voluntary Contributions                 | 51,967          |
| Investment Revenue                      | 447             |
| <b>Total Revenue</b>                    | <b>52,414</b>   |
| <b>Expenses</b>                         |                 |
| Grants and other transfers              | 30,272          |
| Travel                                  | 3,760           |
| Other operating expenses                | 32,770          |
| <b>Total expenses</b>                   | <b>66,802</b>   |
| <b>Surplus/(deficit) for the period</b> | <b>(14,388)</b> |

II. Interim Statement of Financial Position as at 31 December 2017  
(United States Dollars)

|  | Total 2017    |
|--|---------------|
| <b>Current Assets</b>                            |               |
| Cash and Cash equivalents                        | 2,950         |
| Investments                                      | 26,268        |
| Other receivables                                | 1,795         |
| Other assets                                     | 1,149         |
| <b>Total Current Assets</b>                      | <b>32,162</b> |
| <b>Non-Current Assets</b>                        |               |
| Investments                                      | 8,245         |
| <b>Total Non-Current Assets</b>                  | <b>8,245</b>  |
| <b>Total Assets</b>                              | <b>40,407</b> |
| <b>Current Liabilities</b>                       |               |
| Accounts payable and accrued liabilities         | 15,152        |
| <b>Total Current Liabilities</b>                 | <b>15,152</b> |
| <b>Non current Liabilities</b>                   |               |
| <b>Total Liabilities</b>                         | <b>15,152</b> |
| <b>Net of Total Assets and Total Liabilities</b> | <b>25,255</b> |
| <b>Net Assets:</b>                               |               |
| Accumulated surpluses/ (deficits) - unrestricted | 25,255        |
| <b>Total Net Assets</b>                          | <b>25,255</b> |

III. Interim Statement of Changes in Net Assets for the year ended 31 December 2017  
(United States Dollars)

|  | Total 2017    |
|--|---------------|
| <b>Net Assets at the Beginning of the Period</b> | <b>39,643</b> |
| Surplus/(deficit) for the period                 | (14,388)      |
| <b>Total Net Assets at the End of Period</b>     | <b>25,255</b> |

  
 United Nations Office at Nairobi  
 ACCOUNTS SECTION  
 Annette Waweru  
 Manager and Financial  
 Chief Service  
 ACCOUNTS SECTION  
 BUDGET AND FINANCIAL MANAGEMENT SERVICE, UNON

18/04/2018

*Handwritten signature/initials*